PRODUCT SUBMITTAL SHEET

Product Type: Drywall Stud

Product Definition: 350S125-18 20EQ

CSI Code: 09.22.16.13



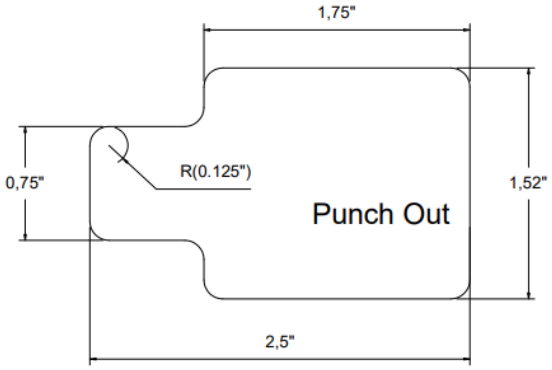

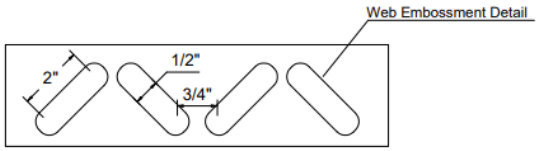

Embossments in web are only placed on sections 2-1/2" and wider.

Profile Properties:

Web Depth	3,500 in	Yield Strength:	70 ksi
Flange Width	1,250 in	Unit Weight	0,39 lb/ft
Stiffening Lip	0,1875 in	Punchout Width / Length	0,75 in / 1,75 in
Design Thickness	0,0188 in	Finish	G40
Minimum Thickness	0,0179 in	Color Coding	

Gross Section Properties:

Cross Sectional Area	Agross	0,1162 in2
Moment of Inertia, x-axis	Ix	0,2172 in4
Radius of Gyration, x-axis	rx	1,3670 in
Moment of Inertia, y-axis	Iy	0,0201 in4
Radius of Gyration, y-axis	ry	0,4155 in

Torsional Properties:

St. Venant Torsion Constant	J x 1000	0,0137 in4
Warping Constant	Cw	0,0461 in6
Distance Between Shear Axis and Neutral Axis	x0	-0,7620 in
Polar Radius of Gyration	r0	1,6191 in
Torsional Flexural Constant	β	0,7787
Limit of Unbraced Length	Lu	26,80 in

Effective Section Properties:

Effective Area	Aeff	0,0996 in2
Effective Moment of Inertia for Deflection	Ixe	0,1810 in4
Effective Section Modulus	Sxe	0,0923 in3
Allowable Bending Moment	Ma	2,9390 in.k
Allowable Shear Force	Vag	172 lbs

Codes & Standards:

- Calculations are based on AISI S220-20 and AISI S100-16.
- Complies with IBC2021, ASTM C645, ASTM C754, ASTM A653, ASTM A1003, ASTM E72
- Intertek Certificate of Compliance No: COC-WHI23-37729201
- LEED / Sustainability Credits: Environmental Product Declaration S-P Code: S-P-00869

Limiting Heights, Non Composite (ft-in):

Profile	5 psf			7,5 psf			10 psf		
	L/120	L/240	L/360	L/120	L/240	L/360	L/120	L/240	L/360
12	16' 9''	13' 3''	11' 7''	14' 7''	11' 7''	10' 1''	13' 3''	10' 6''	9' 2''
16	15' 2''	12' 1''	10' 6''	13' 3''	10' 6''	9' 2''	12' 1''	9' 7''	8' 4''
24	13' 3''	10' 6''	9' 2''	11' 7''	9' 2''	8' 0''	10' 6''	8' 4''	7' 4''

- Heights are based on AISI S220-20 and AISI S100-16, using steel properties alone.
- Above listed Non-Composite Limiting Heights are applicable when the unbraced length is less than or equal to Lu. Heights are limited by moment, deflection and shear.